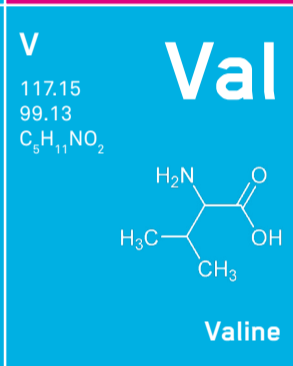
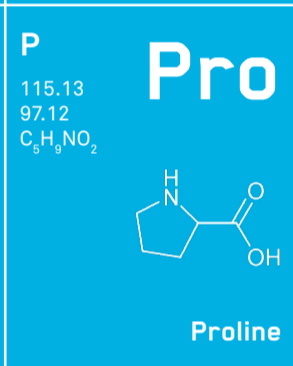
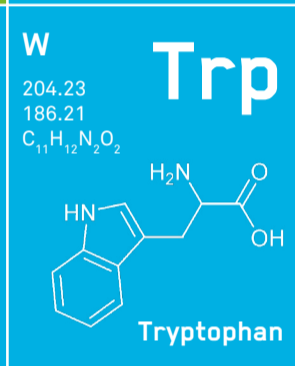
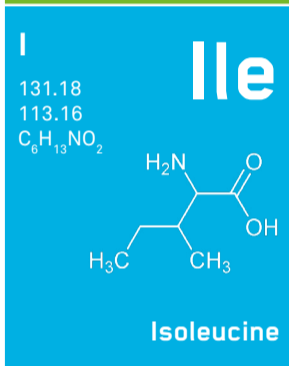
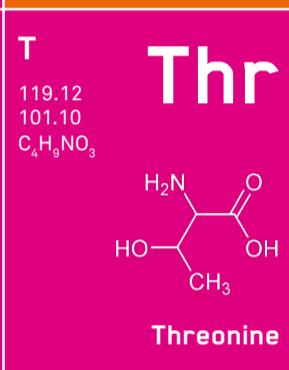
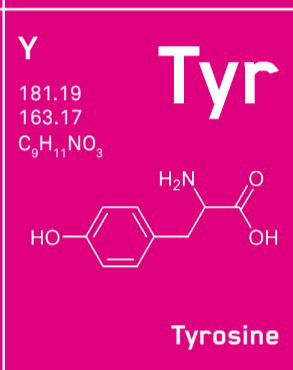
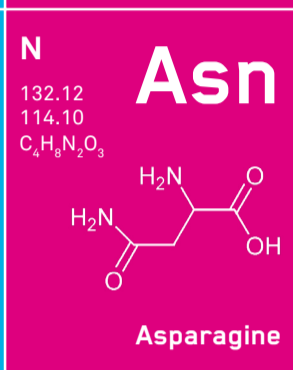
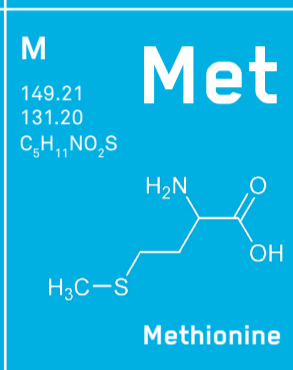
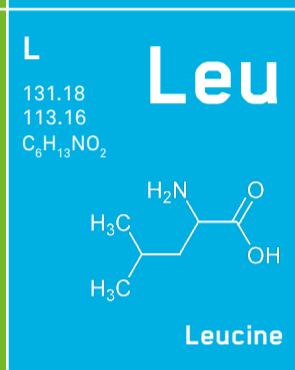
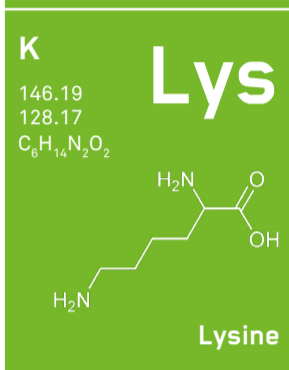
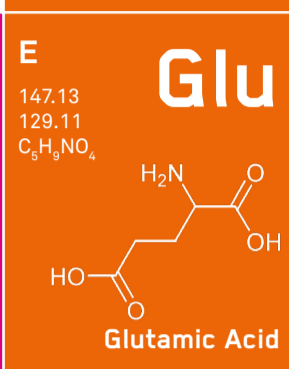
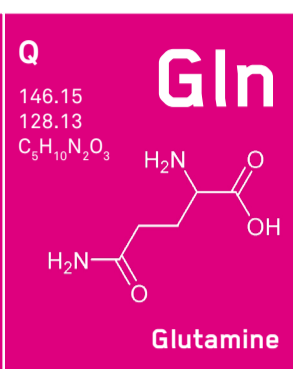
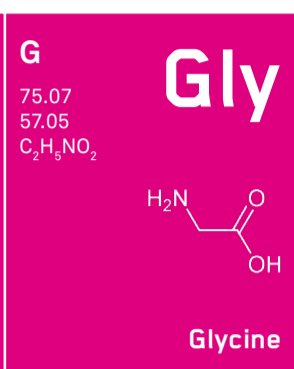
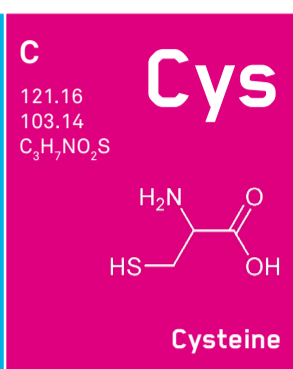
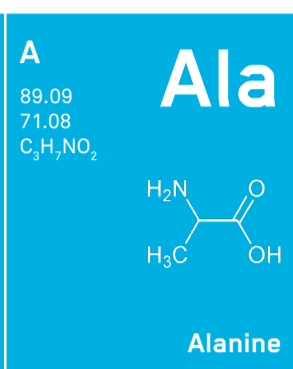
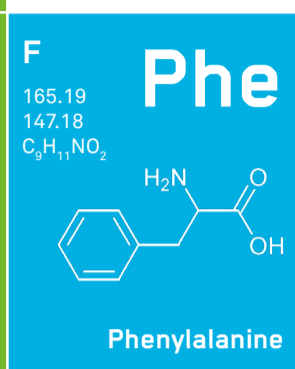
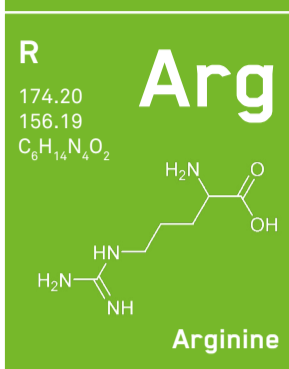
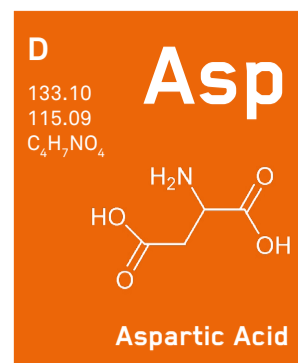
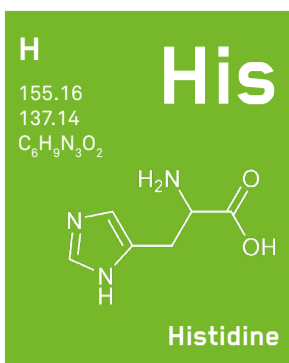
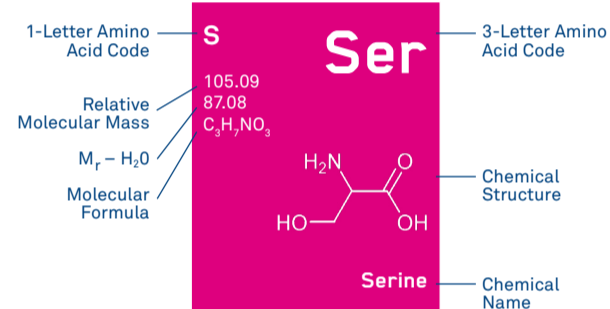


PERIODIC CHART OF AMINO ACIDS

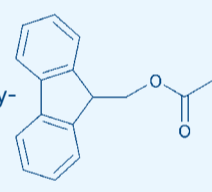
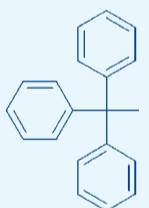
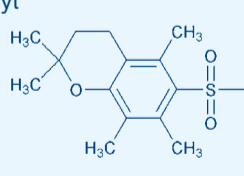
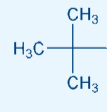
www.bachem.com



- Basic
- Non-polar (hydrophobic)
- Polar, uncharged
- Acidic



Common Fmoc-Strategy SPPS* Protecting Groups

<p>Fmoc 9-Fluorenylmethoxycarbonyl M_r = 223.25</p> 
<p>Trt Trityl M_r = 243.32</p> 
<p>Pmc 2,2,5,7,8-Pentamethylchroman-6-sulfonyl M_r = 267.37</p> <p>EP 0 293 073 B1 US Patent 4,946,971 owned by Bachem</p> 
<p>tBu t-Butyl M_r = 57.12</p> 

Absorption and Emission Characteristics of Chromophores and Fluorophores

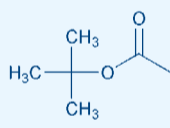
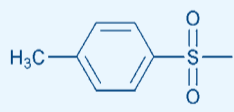
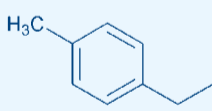
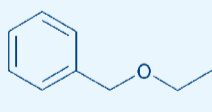
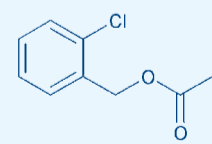
FLUOROPHORE	Excitation Wavelength	Emission Wavelength
Abz (2-Aminobenzoyl or Anthraniloyl)	320 nm	420 nm
N-Me-Abz (N-Methyl-anthraniloyl)	340 - 360 nm	440 - 450 nm
AFC (7-Amido-4-trifluoromethylcoumarin)	395 - 400 nm	495 - 505 nm
AMC (7-Amido-4-methylcoumarin)	360 - 380 nm	440 - 460 nm
Dansyl (5-(Dimethylamino)naphthalene-1-sulfonyl)	342 nm	562 nm
EDANS (5-[(2-Aminoethyl)amino] naphthalene-1-sulfonic acid)	340 nm	490 nm
FITC (Fluorescein isothiocyanate)	490 nm	520 nm
Mca (7-Methoxycoumarin-4-yl)acetyl)	325 nm	392 nm
4MβNA (4-Methoxy-β-naphthylamide)	335 - 350 nm	410 - 440 nm
βNA (β-Naphthylamide)	320 - 340 nm	410 - 420 nm
Trp (Tryptophan)	280 nm	360 nm
CHROMOPHORE	Extinction Wavelength	Molar Extinction Coefficient
pNA (p-Nitroanilide)	405 nm 410 nm	E _{405 nm} = 9450 M ⁻¹ cm ⁻¹ E _{410 nm} = 8800 M ⁻¹ cm ⁻¹

Values listed are as reported in the literature *SPPS = Solid Phase Peptide Synthesis

2002899 published by Global Marketing, Bachem AG, May 2020

© Copyright by Bachem AG, Switzerland. Reproduction forbidden without permission.

Common Boc-Strategy SPPS* Protecting Groups

<p>Boc t-Butyloxycarbonyl M_r = 101.13</p> 
<p>Tos Tosyl M_r = 155.20</p> 
<p>MbzI 4-Methylbenzyl M_r = 105.16</p> 
<p>Bom Benzyloxymethyl M_r = 121.16</p> 
<p>2-Chloro-Z 2-Chlorobenzyloxycarbonyl M_r = 169.59</p> 
<p>For Formyl M_r = 29.02</p> 